USED ON
—

DWG NO. C-200035

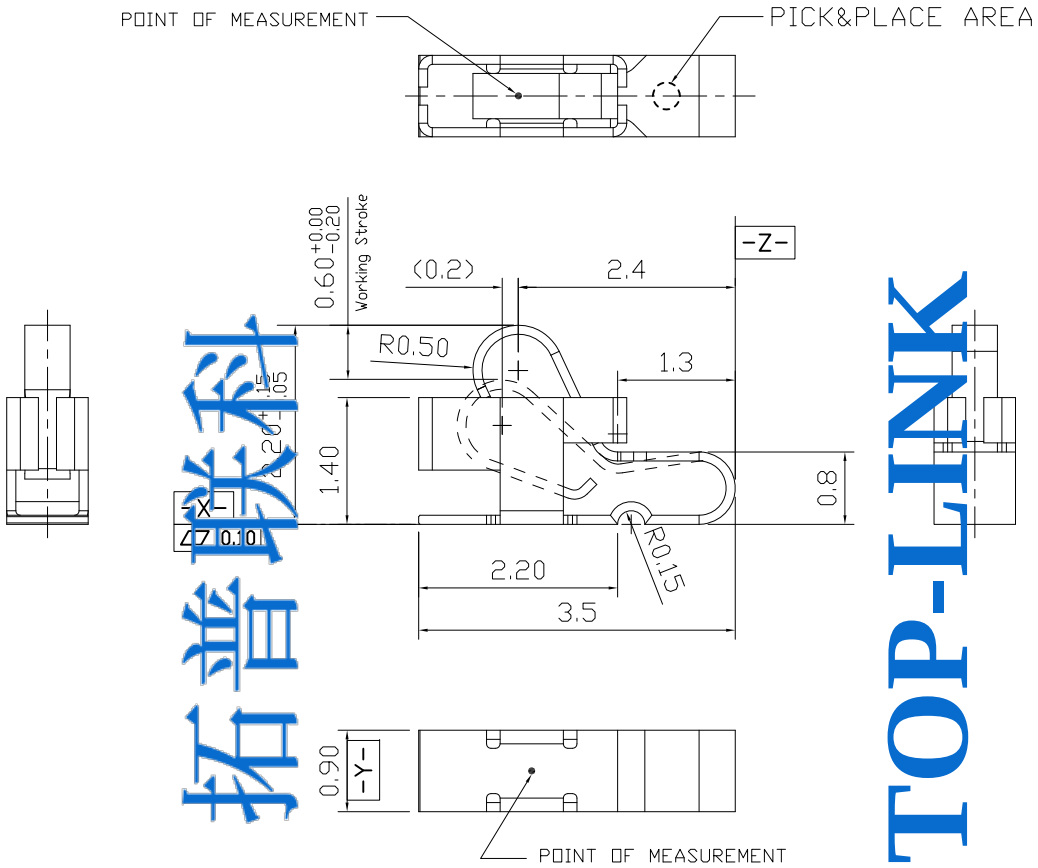

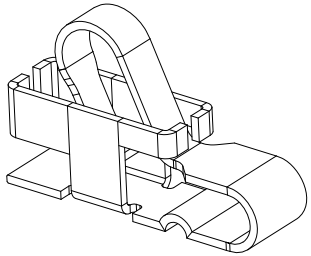

NOTES:
1. MATERIAL:
   COPPER ALLOY,THICKNESS=0.10.
2. PLATING:
   1.25um(50u")Min Ni UNDER PLATING.
   0.025um(1u")Min Au PLATING OVER ALL.

3. SPECIFICATION:
   3.1 ELECTRICAL CHARACTERISTICS:
   CURRENT RATING : 1.0A.
   VOLTAGE RATING : 50 VAC/DC.
   LOW LEVEL CONTACT RESISTANCE:50mΩ MAX

   3.2 MECHANICAL CHARACTERISTICS:
   CONTACT NORMAL FORCE: 30gf min PER PIN AT WORKING STROKE
   DURABILITY : MATED 5,000 CYCLES AT WORKING STROKE WITHOUT DEGRADING
   3.3 ENVIRONMENTAL CHARACTERISTICS:
   OPERATING TEMPERATURE RANGE : -20°C TO +70°C.
4. TAPE &REEL PACKAGING PER EIA481 STANDARD.
5. DIMENSION SHALL BE INTERPRETED PER ASME Y14.5M-2009.
6. HARMFUL MATERIAL CONTROL FOLLOW "RoHS"

拓普科技
TOP-LINK

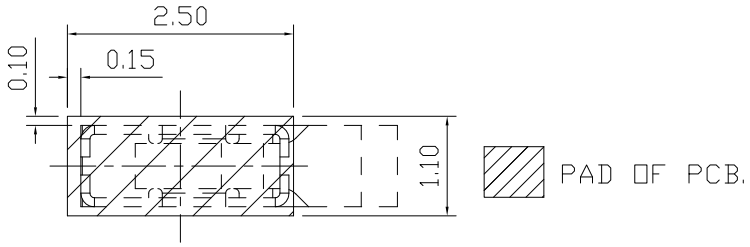

RECOMMEND PCB LAYOUT
TOLERANCE=±0.05

ASSEMBLY NUMBER	ITEM	PART NAME	Q'TY	DESCRIPTION
200035-1	2	CARRIER TAPE	P=8mm	TRANSPARENT,W=12mm,Q'ty/REEL=5500Pcs
	1	2.2H 0.9W ANTENNA CLIPS	1Pcs	NOTES 1,2

LTR	REVISION RECORD	APVD	DATE
	NEW		

DIMENSIONS IN MM
TOLERANCES UNLESS OTHER SPECIFIED
0 = ±-
0.0 = ±0.15
0.00 = ±0.10
ANGLE:
0 = ±3°
0.0 = ±1.5°
REMOVE BURRS. BREAK SHARP EDGES R0.10 MAX
DO NOT SCALE PRINT

MATL 1 | HT TR — | FIN —
DWN | APVD | CHK | REL
top-link Electronics — Top-Link Electronics Ltd.
NAME: CUSTOMER DRAWING FOR 2.2H, 0.9W, ANTENNA CLIPS
SCALE 1:1 | A4 | DWG NO. C-200035 | SHEET 1 OF 1 | REV A

LOC -
DIST -

THIS INFORMATION IS CONFIDENTIAL AND IS DISCLOSED TO YOU ON CONDITION THAT NO FURTHER DISCLOSURE IS MADE BY YOU TO OTHER THAN TOP-LINK PERSONNEL WITHOUT WRITTEN AUTHORIZATION FROM TOP-LINK LTD.